

Parker Flow Meter Line

Vortex Shedding Flowmeter for Water and Coolant



General Description:

Parker's flow meter line has the following features:

- 4 to 200 GPM
- No moving parts to clog or wear
- LED digital display
- Flow rate transmitter 4-20 mA
- Solid state relay can be configured as alarm or pulse out
- Certified CSA and CE

Standard Materials of Construction

Flow bodies of bronze or 316 Stainless Steel with PVDF sensors and FKM seals standard.

Compatible Fluids

Ideal for water, water/glycol coolant or low viscosity fluids

Electrical Characteristics:

- Input Power: 10 - 30 VDC @ 80 mA
- Output: 4-20 mA for flow rate with 100 pulses per gallon from the solid state relay (25 Pulses per gallon for the 2 inch)
- Electrical Connection
Pin Connector

Customer Options:

Features that are selectable on 4-20 mA units include:

- Selectable alarm state (N.O. or N.C.)
- Set point or pulse output
- Engineering units (GPM, LPM)



Instrument Specifications:

- Flow Visual readout: 3 digit LED, 0.3" digit height
- Response time: 450ms
- Accuracy: $\pm 2\%$ F.S.
- Repeatability: $\pm .25\%$
- Turndown Ratio: 10:1
- Pressure 300 PSIG (20 Bar)
- General Fluid temperature limits: 35-150°F (2-55°C) standard. Enclosure rating: IP 65, Type 1, 3, 4, 12 and 13
- Pipe Connections: Female NPT

Applications:

- Automotive - cooling water to robotic resistance welders
- Mining - slurry pump seal water
- Machine Tool - cutting fluid/coolant
- Steel - cooling water to inductors and furnace walls
- Power Generation - turbine bearing cooling
- Waste Water Treatment - pump seal water
- Steam Generation - boiler feed water



ENGINEERING YOUR SUCCESS.

Parker Flow Meter Product Specifications

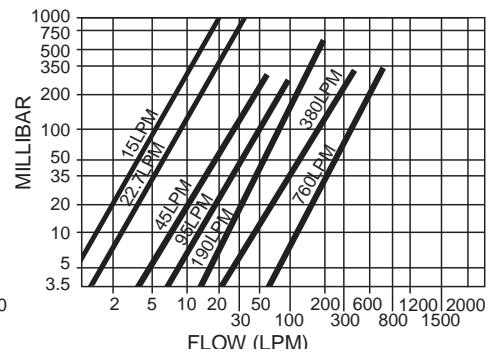
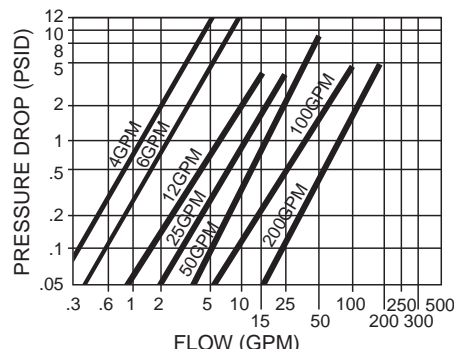
Port Size NPT	Body Material	Maximum Working Pressure	Min. Media Temp. °F	Max. Media Temp. °F	Input Power	Output	Flowmeter Model Number	Weight (lbs)
1/4	Bronze	300 PSIG	35°F	150°F	10 - 30 VDC @ 80 mA	4-20 mA	PF04BNP000	2.68
3/8	Bronze	300 PSIG	35°F	150°F	10 - 30 VDC @ 80 mA	4-20 mA	PF06BNP000	2.68
1/2	Bronze	300 PSIG	35°F	150°F	10 - 30 VDC @ 80 mA	4-20 mA	PF08BNP000	2.68
3/4	Bronze	300 PSIG	35°F	150°F	10 - 30 VDC @ 80 mA	4-20 mA	PF12BNP000	5.00
1	Bronze	300 PSIG	35°F	150°F	10 - 30 VDC @ 80 mA	4-20 mA	PF16BNP000	6.28
1-1/2	Bronze	300 PSIG	35°F	150°F	10 - 30 VDC @ 80 mA	4-20 mA	PF24BNP000	14.00
2	Bronze	300 PSIG	35°F	150°F	10 - 30 VDC @ 80 mA	4-20 mA	PF32BNP000	21.00
1/4	316 SS	300 PSIG	35°F	150°F	10 - 30 VDC @ 80 mA	4-20 mA	PF04SNP000	2.47
3/8	316 SS	300 PSIG	35°F	150°F	10 - 30 VDC @ 80 mA	4-20 mA	PF06SNP000	2.47
1/2	316 SS	300 PSIG	35°F	150°F	10 - 30 VDC @ 80 mA	4-20 mA	PF08SNP000	2.47
3/4	316 SS	300 PSIG	35°F	150°F	10 - 30 VDC @ 80 mA	4-20 mA	PF12SNP000	4.60
1	316 SS	300 PSIG	35°F	150°F	10 - 30 VDC @ 80 mA	4-20 mA	PF16SNP000	5.78
1-1/2	316 SS	300 PSIG	35°F	150°F	10 - 30 VDC @ 80 mA	4-20 mA	PF24SNP000	12.88
2	316 SS	300 PSIG	35°F	150°F	10 - 30 VDC @ 80 mA	4-20 mA	PF32SNP000	19.32

Cable Length

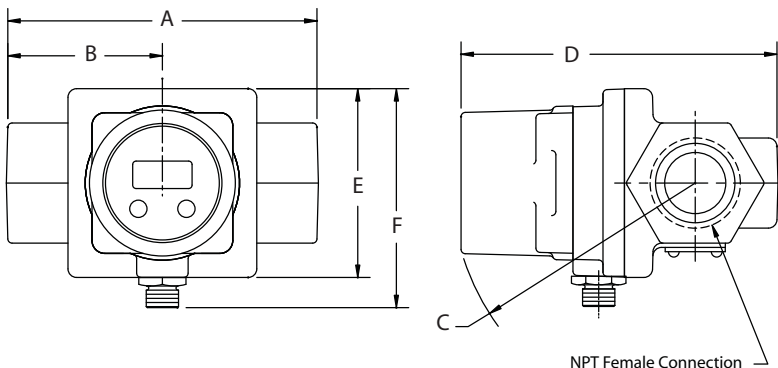
Cable Model Number	Length (meters)
PF01	1
PF03	3
PF10	10

Order desired cable length with Flow meter.

Pressure Drop Charts



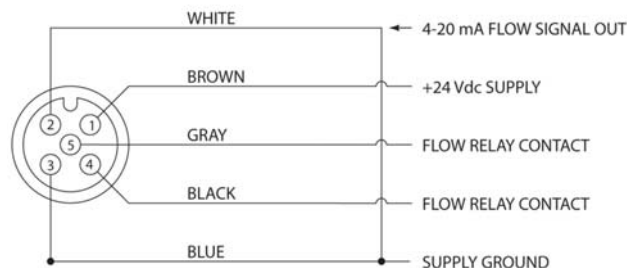
Dimensional Drawing



Size (in.)	A	B	C	D	E	F
1/4 & 1/2	3.25	1.62	3.13	4.07	2.29	2.73
3/4 & 1	4.50	2.25	3.55	4.60	2.75	3.19
1 1/2 & 2	6.75	3.37	4.24	5.85	2.88	3.25

Wiring Diagram

(Pin Connector Pinouts)



Parker Hannifin Corporation
 Fluid Control Division
 phone 1 800 valve05
www.parker.com/fcd

