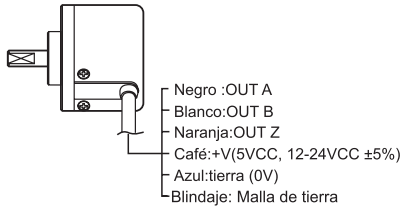


Conexión

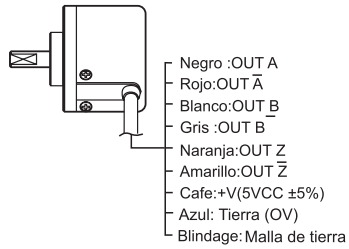
⓪Tipo Estándar

Salida Totem Pole/ Colector abierto Salida NPN/
Salida de voltaje (PNP)




- ✦ Los hilo no utilizados deben ser aislado.
- ✦ El cuerpo del encoder debe ir a Tierra

●Salida Line Driver



⓪Tipo con conector y cable de Salida



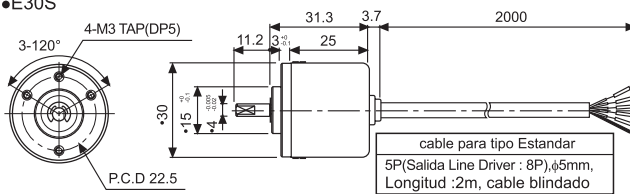
Pin No.	Salida Totem Pole Salida NPN colector abierto Salida de Tensión (PNP)		Salida Line Driver		
	Color cable	Salida	Pin No.	Color cable	Salida
①	Negro	OUT A	①	Negro	OUT A
②	Blanco	OUT B	②	Rojo	OUT Ā
③	Naranja	OUT Z	③	Café	+V
④	Café	+V	④	Azul	Tierra
⑤	Azul	Tierra	⑤	Blanco	OUT B
⑥	Blindaje	M.A.	⑥	Gris	OUT B̄
			⑦	Naranja	OUT Z
			⑧	Amarillo	OUT Z̄
			⑨	Blindaje	M.A.

✦ M.A. (Malla de tierra/aterrizada)

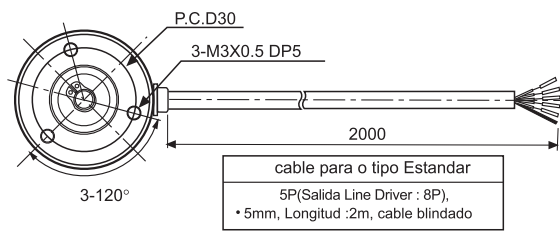
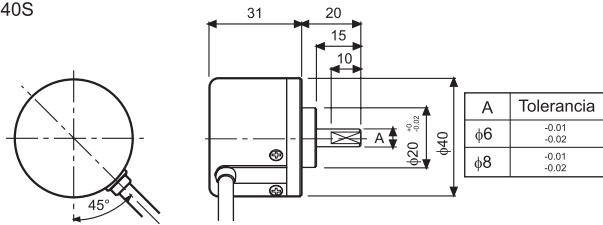
Dimensiones

⓪Tipo Estándar

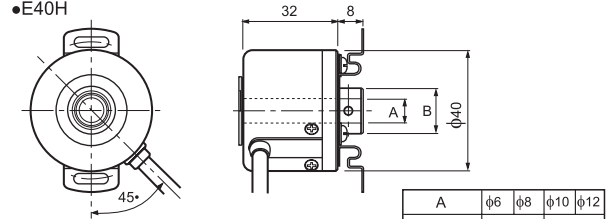
●E30S



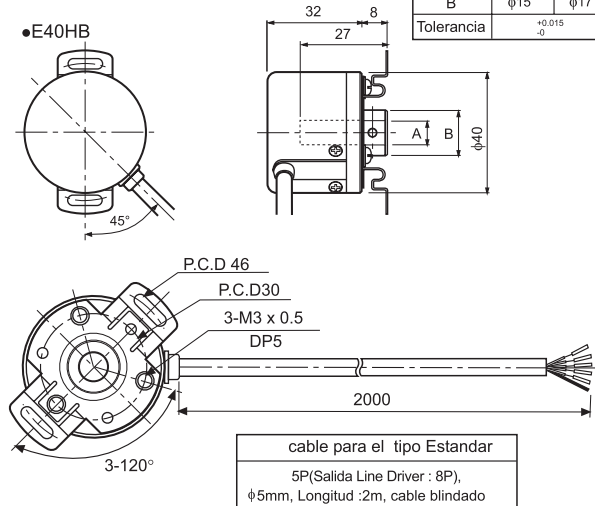
●E40S



●E40H

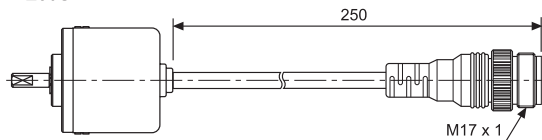


●E40HB

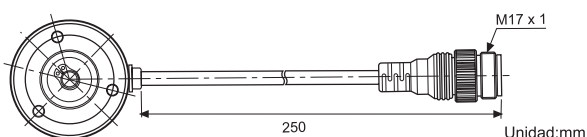


●Tipo cable con conector

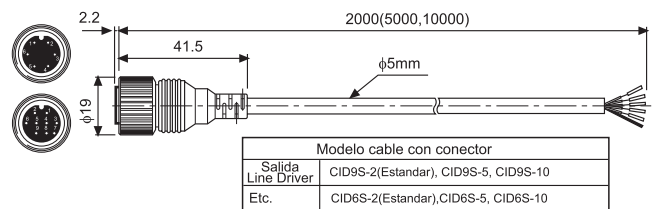
●E30S



●E40S/ E40H/ E40HB



●Cable con conector (Accesorio)



●Acople

