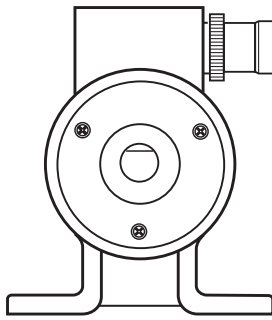


Conexión

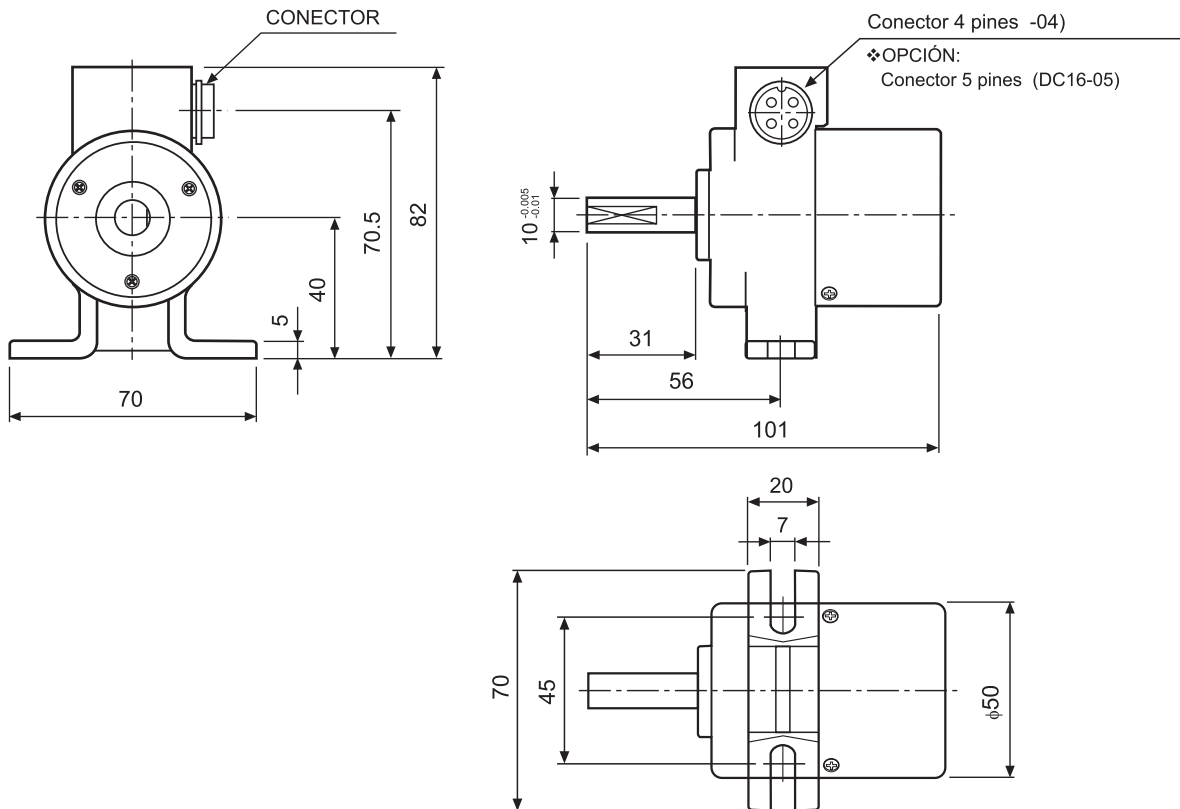


- (Negro) : OUT A
- (Blanco) : OUT B
- (Naranja) : OUT Z
- (Café) : +V(5VCC, 12-24VCC ±5V)
- (Azul) : 0V
- Blindaje : M.A

No	Conexión	Color
①	Fase A	Negro
②	Fase B	Blanco
③	+V	Café
④	0V	Azul
①	Fase A	Negro
②	Fase B	Blanco
③	Fase Z	Naranja
④	+V	Café
⑤	0V	Azul

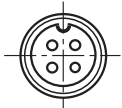
❖ El cable blindado y el cuerpo del encoder deben ir a Tierra.

Dimensiones

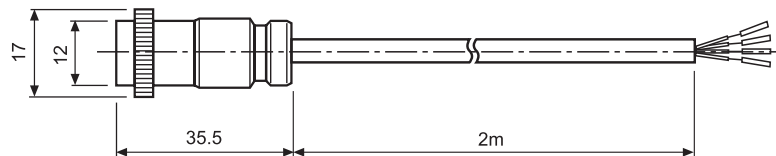
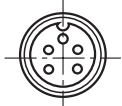


Cable de conexión

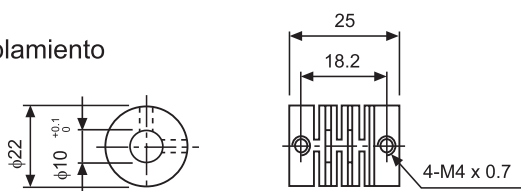
- IENA-□-2-□



- IENA-□-3-□



Acoplamiento



Unidad:mm