

Selección de Productos

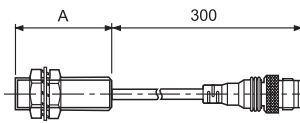
SENSOR DE PROXIMIDAD

Dimensiones del modelo cable con conector

Unidad:mm

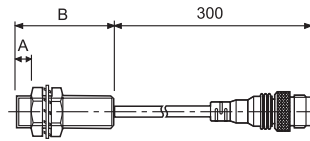
●M08

<Enrasable>



Modelo	A
PRWT08-1.5D□	30
PRW08-1.5D□	30
PRWL08-1.5D□	40

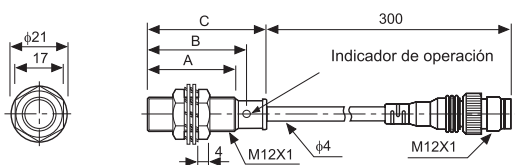
<No Enrasable>



Modelo	A	B
PRWT08-1.5D□	4	30
PRW08-1.5D□	4	30

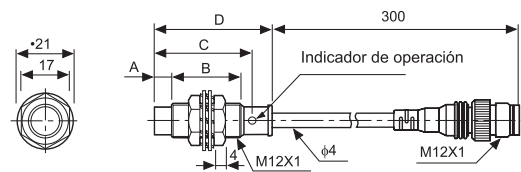
●M12

<Enrasable>



Modelo	A	B	C
PRWT12-2D□	31.5	35.5	42.5
PRW12-2D□	31.5	35.5	42.5
PRW12-2A□	48.5	52.5	59.5

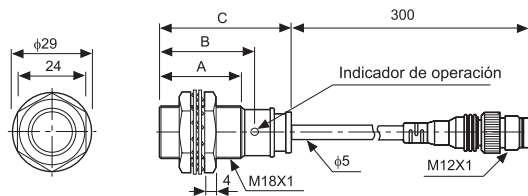
<No Enrasable>



Modelo	A	B	C	D
PRWT12-4D□	7	24.5	35.5	42.5
PRW12-4D□	7	24.5	35.5	42.5
PRW12-4A□	7	41.5	52.5	59.5

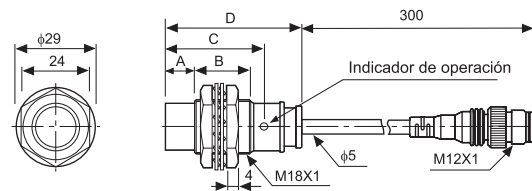
●M18

<Enrasable>



Modelo	A	B	C
PRWT18-5D□	29.0	33.5	47.0
PRW18-5D□	29.0	33.5	47.0
PRW18-5A□	35.3	39.8	53.5
PRWL18-5D□	62.0	66.5	80.0
PRWL18-5A□	62.0	66.5	80.0

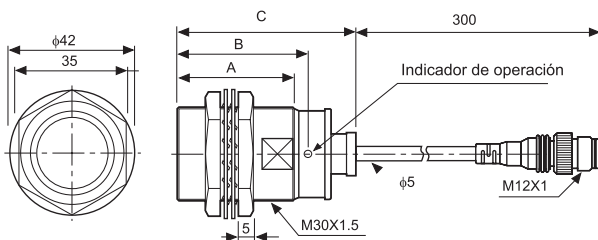
<No Enrasable>



Modelo	A	B	C	D
PRWT18-8D□	10	19.0	33.5	47.0
PRW18-8D□	10	19.0	33.5	47.0
PRW18-8A□	10	25.3	39.8	53.5
PRWL18-8D□	10	52.0	66.5	80.0
PRWL18-8A□	10	52.0	66.5	80.0

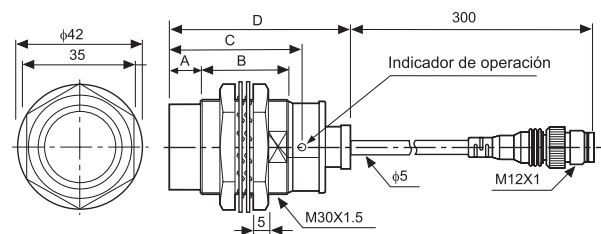
●M30

<Enrasable>



Modelo	A	B	C
PRWT30-10D□	38.0	43.0	58.0
PRW30-10D□	38.0	43.0	58.0
PRW30-10A□	38.0	43.0	58.0
PRWL30-10D□	60.0	65.0	80.0
PRWL30-10A□	60.0	65.0	80.0

<No Enrasable>



Modelo	A	B	C	D
PRWT30-15D□	10	28.0	43.0	58.0
PRW30-15D□	10	28.0	43.0	58.0
PRW30-15A□	10	28.0	43.0	58.0
PRWL30-15D□	10	50.0	65.0	80.0
PRWL30-15A□	10	50.0	65.0	80.0