



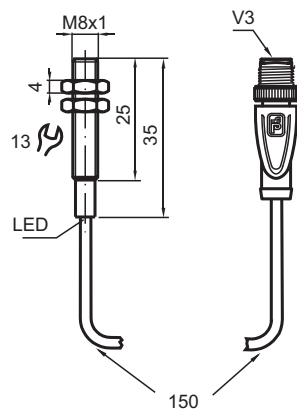
Inductive sensor

NMB3-8GM35-E2-C-150MM-V3

- 3 mm flush
- Stainless steel sensing face
- Increased operating distance
- Weld Immune



Dimensions



Technical Data

General specifications

| | | |
|----------------------------|-------|--------------------|
| Switching function | | Normally open (NO) |
| Output type | | PNP |
| Rated operating distance | s_n | 3 mm |
| Installation | | flush |
| Output polarity | | DC |
| Assured operating distance | s_a | 0 ... 2.43 mm |

Release date: 2022-06-30 Date of issue: 2022-06-30 Filename: 9112289_eng.pdf

Refer to "General Notes Relating to Pepperl+Fuchs Product Information".

Pepperl+Fuchs Group
www.pepperl-fuchs.com

USA: +1 330 486 0001
fa-info@us.pepperl-fuchs.com

Germany: +49 621 776 1111
fa-info@de.pepperl-fuchs.com

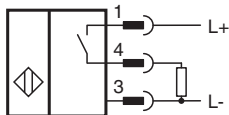
Singapore: +65 6779 9091
fa-info@sg.pepperl-fuchs.com

PF PEPPERL+FUCHS

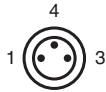
Technical Data

| | | |
|---|-------|---|
| Reduction factor r_{Al} | | 0.3 |
| Reduction factor r_{Cu} | | 0.2 |
| Reduction factor r_{304} | | 0.7 |
| Reduction factor r_{SIS7} | | 1 |
| Output type | | 3-wire |
| Nominal ratings | | |
| Operating voltage | U_B | 10 ... 30 V DC |
| Switching frequency | f | 0 ... 5 Hz |
| Hysteresis | H | 5 ... 15 typ. 10 % |
| Reverse polarity protection | | reverse polarity protected |
| Short-circuit protection | | pulsing |
| Voltage drop | U_d | ≤ 2 V |
| Operating current | I_L | 0 ... 100 mA |
| Off-state current | I_r | 0 ... 10 μ A typ. 0.1 μ A at 25 °C |
| No-load supply current | I_0 | ≤ 10 mA |
| Switching state indicator | | LED, red |
| Mag. Field strength, AC fields | | 250 mT |
| Mag. Field strength, DC fields | | 250 mT |
| Compliance with standards and directives | | |
| Standard conformity | | |
| Standards | | EN 60947-5-2:2007 EN 60947-5-2/A1:2012 IEC 60947-5-2:2007 IEC 60947-5-2 AMD 1:2012 |
| Approvals and certificates | | |
| UL approval | | cULus Listed, General Purpose |
| CSA approval | | cCSAus Listed, General Purpose |
| CCC approval | | CCC approval / marking not required for products rated ≤ 36 V |
| Ambient conditions | | |
| Ambient temperature | | -25 ... 75 °C (-13 ... 167 °F) |
| Mechanical specifications | | |
| Connection type | | Cable connector M8 x 1 , TPE cable Sheath: 150 mm |
| Housing material | | Xylan coated - Stainless steel 1.4305 / AISI 303 |
| Sensing face | | Xylan coated - Stainless steel 1.4305 / AISI 303 |
| Degree of protection | | IP67 |
| Cable | | |
| Cable diameter | | 3 mm \pm 0.25 mm |

Connection



Connection Assignment



Wire colors in accordance with EN 60947-5-2

| | | |
|---|----|---------|
| 1 | BN | (brown) |
| 3 | BU | (blue) |
| 4 | BK | (black) |

Accessories

| | | |
|--|----------------------------|---|
| | <p>V3-WM-2M-PUR</p> | <p>Female cordset single-ended M8 angled A-coded, 3-pin, PUR cable grey</p> |
|--|----------------------------|---|

Release date: 2022-06-30 Date of issue: 2022-06-30 Filename: 912289_eng.pdf

Refer to "General Notes Relating to Pepperl+Fuchs Product Information".